Should the Vikings be remembered as raiders or as settlers??

Year 4 - Autumn 2

Reading texts:

How to be a Viking



Writing texts:



The Lost Happy Endings

Saga of Bjorn



Maths Units:

Place Value, Addition and Subtraction,

Multiplication and Division



Science:

Mixtures and separating them

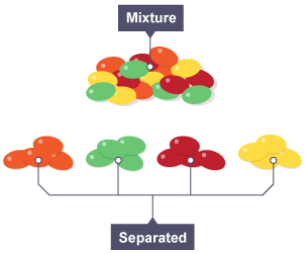

History:

Vikings



Art:

Painting



	Substantive Knowledge	Disciplinary Knowledge	Key Vocabulary
History	1. Know who the Vikings were and why they invaded Britain from 787 AD until 871 AD 2. Know about Viking life and mythology.	3. Use the relevant material to build up a picture of a past event. 4. Place events, people and changes into correct periods of time on a timeline. 5. Identify key features of people's lives or key features of events. 6. Look for links and effects in the time period studied and offer reasonable explanations. 7. Identify and describe reasons for and results of historical events, situations and changes in the period studied. 8. Identify different ways in which the past is represented and interpreted.	Invasion Raid Settlement Long ship Norse mythology Chronology Historical source Cause and consequence
Art	1. Know and understand the great artist linked to specific time periods/art work they are focusing on 2. Knowing and understanding how to join materials together when sculpting and knowing the correct/appropriate tools to create texture and shape 3. Follow detailed instructions correctly in order to create the correct shapes, shade, texture and patterns 4. Continue to apply knowledge and understanding of how to hold and use an implement correctly to create different textures, shades and tones	5. Select and record from first hand observation, experience and imagination, and explore ideas for different purposes. 6. Explore the roles and purposes of artists, craftspeople and designers working in different times and cultures. 7. Compare ideas, methods and approaches in their own and others' work 8. Adapt their work 9. Create different effects and textures with paint according to what they need for the task. 10. Mix and use tints and shades	Artist Texture Form Tone Tint Shade