# Why do people want to leave their mark?

## Year 3 - Autumn 2

**Reading texts:**




**Writing texts:**







**Maths Units:** Place value

Multiplication and division

Fractions

Geometry

Measure

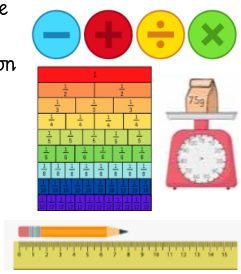

**Science:** Light



**History:** Stone Age, Bronze Age and Iron Age.



**DT:** Food and Nutrition



| | Disciplinary Knowledge | Substantive Knowledge | Key Vocabulary |
|---|---|---|---|
| | 1. Use sources of information, including ICT, to find out about events, people and changes.<br>2. Select and record information relevant to the study, using e- learning for research.<br>3. Sequence several events or artefacts into periods of time.<br>4. Use dates and vocabulary related to the passing of time to place the time studied onto a time line.<br>5. Find out about lives of people in the time period studied and compare with our life today.<br>6. Identify reasons for and results of people's actions.<br>7. Recognise similarities and differences between periods of time.<br>8. Begin to give reasons for and results of the main events and changes. | <u>Changes in Britain from the Stone Age to the Iron Age</u><br>9. Know and understand the terms BC and AD<br>10. Know how historians find out about the past and what archaeology is<br>11. Know and understand the term prehistoric and that pre-history is divided into Stone Age, Bronze Age and Iron Age<br>12. Know that the Stone Age can be divided into 3 periods: Palaeolithic; Mesolithic; Neolithic<br>13. Know the similarities and differences of how people lived and farmed between the Stone Age, Bronze Age and Iron Age. | **Archaeology** – The study of things form the past by digging them up (old bones, tools, buildings).<br>**Cave** – large hole in the ground or in the side of a hill<br>**Hunter-Gatherer** – person who hunted animals and gathered plants for food.<br>**Prehistoric** – before people wrote things down.<br>**Forage** – To look for food like berries<br>**Palaeolithic**– The oldest part of the Stone Age, when people lived in caves<br>**Mesolithic** – The middle part of the Stone Age. People still hunted, but they started using better tools and began to stay in one place longer.<br>**Neolithic** – Final part of the Stone Age: farming began.<br>**Bronze Age**: a period in human history when people mostly used bronze to make tools, weapons, and jewellery<br>**Iron Age**: time in early human history when people began to use tools and weapons made of iron. |
| | 1. Work safely and hygienically.<br>2. Develop sensory vocabulary/knowledge using, smell, taste, texture and feel.<br>3. Join and combine a range of ingredients.<br>4. Measure and weigh ingredients appropriately.<br>5. Name and identify where and how familiar plants and vegetables are grown.<br>6. Evaluate their ideas and products against design criteria and seek the views of others to improve their work<br>7. Understand how key events and individuals in design technology have helped to shape the world | 8. Know how to read and follow a simple recipe<br>9. Know how to prepare and cook a variety of predominately savoury dishes safely and hygienically<br>10. Know how to use a range of techniques when cooking<br>11. Understand that a healthy diet is made up from a variety and balance of different food and drink<br>12. Know that to be active and healthy, food and drink are needed to provide energy for the body | **Nutrition** – The study of food<br>**Carbohydrate** – A main nutrient<br>**Protein** – A main nutrient<br>**Ingredient** – single item<br>**Source** – Where something comes from<br>**Grown** – Food from a plant<br>**Plan** – How something will be made<br>**Flavour** – The taste of something<br>**Texture** – What food looks/tastes like.<br>**Hygiene** – a clean environment<br>**Chop** – to cut into smaller pieces<br>**Slice** – to cut a thin slice<br>**Peel** – take outer covering off |