What would our lives be like if toys had never been invented?

Year 1 - Autumn 2

English texts:







Maths Units 3-1-2=



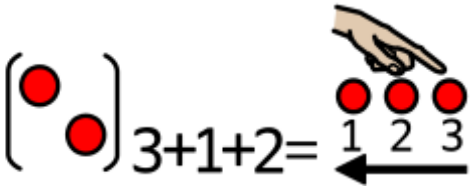

Science:

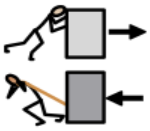

forces

History



toys

DT



	Disciplinary Knowledge	Substantive Knowledge	Key Vocabulary
History	1. Sort artefacts into 'then' and 'now' 2. Ask and answer questions related to different sources and artefacts. 3. Sequence events and artefacts into chronological order.	4. Know the different materials that children's toys were made of then and compare to the materials used now. 5. Know how toys can tell us about how children lived in the past. (Know what their grandparents would have played with compared to what they play with.	Materials, Artefacts, Sources, Chronological order, Past, Present, Then, Now, Before, After, Timeline
DT	6. Develop purposeful products based on criteria 7. Develop ideas through talking 8. Explore and use a wide range of different materials according to their characteristics 9. Explore different ways of finishing their product	10. Name what they are designing and making 11. Give purpose for their product 12. Understand the difference between a picture, photo and a design. 13. Explain simply how their product will work. 14. Use what they know about materials to shape their design. 15. Name different materials and understand their key components. 16. Know and understand the safety rules for the different tools/equipment they will be using. 17. Know different joining techniques to suit the materials and purpose of the design and product. 18. Know and use some simple finishing techniques. 19. Make simple judgements about their product against their design criteria. 20. Know and use the correct vocabulary for the products they are making.	Make, Evaluate, Purpose, Design, Observation, Colour, Texture, Shape, Size, Scissors, Product, Material, Tools, Measure
Science	21. What a scientific question is 22. How scientific question can be answered 23. Variables in practical work (change & measure) 24. Comparing objects 25. Measuring 26. Recording of data	27. Objects can move (be in Motion) in various ways-roll, slide and bounce 28. The pushing or pulling of an object can affect its motion. 29. Pushing or pulling can do three things, slow down, speed up or change the direction of an object. 30. The larger the push/pull the bigger the effect on motion 31. Pushing and pulling objects can change their shape.	Scientific, questions, variables, comparing, measuring, recording, data, pushing, pulling, motion